











Instruction Sheet

	No smoking, no naked flames, no sparks		Clean all acid splash in eyes or on skin with plenty of clean water. Then seek medical help. Acid on clothing is to be washed with water
	Electrical hazard		Read instructions
	Electrolyte is corrosive		Re-cycle scrap batteries. Contains lead
	Shield eyes		Warning: Risk of fire, explosion, or burns. Do not disassemble, heat above 60°C, or incinerate. Avoid any short circuit.
	Danger		Metallic parts under voltage on the battery, do not place tools or items on top of the battery

California Proposition 65 Warning – Battery posts, terminals and related accessories contain lead and lead compounds, chemicals known to the State of California to cause cancer and reproductive harm. Wash hands after handling.

SuperSafe® SBS batteries are supplied in a charged condition, and are capable of extremely high short circuit currents. Take care to avoid short-circuiting terminals of opposite polarity.

1. Receiving

1.1 In-Transit Damage or Short Shipments

Upon receipt of a shipment, check that the items delivered are undamaged and match the carrier's Bill of Lading. Report any damage or shortages to the carrier. EnerSys® is not responsible for shipment damage or shortages that the receiver does not report to the carrier.

1.2 Shipment Damage or Shortages

Open the shipping containers and check the contents for damage and against the packing slip. Immediately inform EnerSys of any damaged or missing items. EnerSys is not responsible for damaged or missing items after a shipment has been in storage.

2. Storage

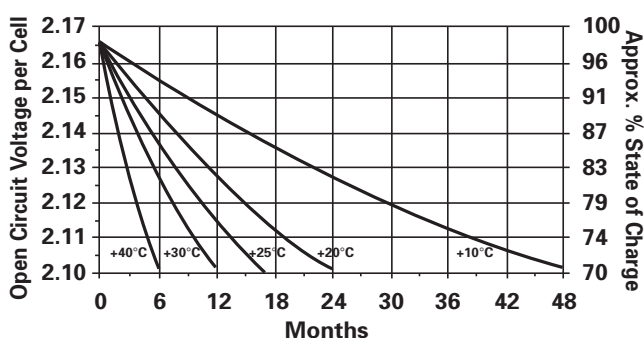
2.1 Storage Conditions and Time

If a battery cannot be immediately installed it should be stored in a clean, cool, dry area.

During storage batteries lose capacity through self-discharge.

High temperature increases the rate of self-discharge and reduces the storage life.

The chart below shows the relationship between open-circuit voltage (OCV) and storage time at various temperatures.



The maximum storage times before a freshening charge is required and recommended open circuit voltage audit intervals are:

Temperature (°C / °F)	Storage Time (Months)	OCV Audit Interval (Months)
+10 / +50	48	6
+15 / +59	34	6
+20 / +68	24	4
+25 / +77	17	4
+30 / +86	12	3
+35 / +95	8.5	2
+40 / +104	6	2

Monoblocs must be given a freshening charge when bloc voltages approach the equivalent of 2.10 Volts per cell or when the maximum storage time is reached, whichever occurs first.

2.2 Commissioning Charge

Before conducting a capacity discharge or fully loaded duty cycle test, the battery must be given a commissioning charge. The commissioning charge shall consist of 7 continuous days of float charge at the recommended float voltage (2.29Vpc at 20°C) with no load connected to the battery.

2.3 Freshening Charge

Charge the monoblocs, or strings at a constant voltage equivalent to 2.29 - 2.4Vpc with 10% of the C₁₀ current available for a period of 24 hours.

3. Battery Location

The battery compartment/room must have adequate ventilation to limit hydrogen accumulation to a maximum of 1% by volume of free air.

4. Installation

Each monobloc is supplied with the terminal/connector fasteners.

On each monobloc the positive terminal is identified by a "+" symbol. Install the batteries in accordance with the instructions and/or layout drawing, taking care to ensure correct terminal location and polarity.

Connect the blocs with the connectors and fasteners provided. The fastener torque value is:

Battery Type	Fastener Size	Torque Nm / lbf in
SBS 8	M4	1.0 / 9
SBS 15-60	M6	3.9 / 35
SBS 110-390	M8	5.0 / 44
SBS J types	M6	6.8 / 60
SBS B8, B10	M8	5.0 / 44
SBS B8F, B10F	M6	5.0 / 44

Place the insulating covers in position immediately after tightening the fasteners.

5. Operation

Constant voltage chargers are recommended. The charging voltage should be set at the equivalent of 2.29Vpc at 20°C/68°F or 2.27Vpc at 25°C/77°F. The minimum charging voltage, at any temperature, is 2.21Vpc. The recommended float voltage temperature compensation is:

	Temperature (°C / °F)						
	10/50	15/59	20/68	25/77	30/86	35/95	40/104
Recommended	2.33	2.31	2.29	2.27	2.25	2.23	2.21
Minimum	2.31	2.29	2.27	2.25	2.23	2.21	2.21

Disconnecting the battery from the load when the recommended end voltage is reached will eliminate the risk of over-discharge. We recommend that the charge voltage is reapplied within 24 hours, up to a maximum of 7 days, of any discharge.

6. Maintenance

In practice, the user usually specifies the maintenance schedule based on site criticality, location and manpower.

The following is a suggested maintenance schedule.

• **Monthly (record all readings)**

Measure the battery string voltage. If necessary, adjust the

float voltage to the correct value.

• **Every six months (record all readings)**

Measure the battery string voltage. If necessary, adjust the float voltage to the correct value.

Measure individual bloc voltages. The blocs should be within 5% of the average.

Inspect for contamination by dust, loose or corroded connections. If necessary isolate the string/bloc and clean with a damp soft cloth. Warning - Do NOT use any type of oil, solvent, detergent, petroleum-based solvent or ammonia solution to clean the battery containers or lids. These materials will cause permanent damage to the battery container and lid and will invalidate the warranty.

Contact EnerSys® if you have any questions regarding maintenance.

7. Disposal

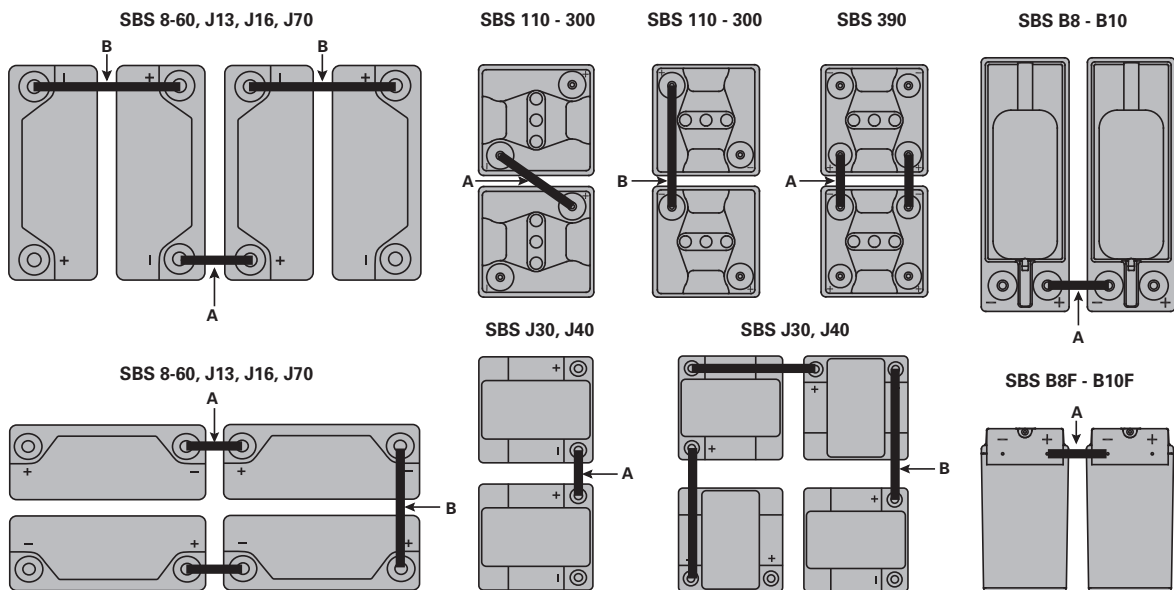
SuperSafe® SBS batteries are recyclable. Scrap batteries must be packaged and transported in accordance with prevailing transportation rules and regulations.

Scrap batteries must be disposed of in compliance with local and national laws by a licensed or certified lead acid battery recycler.

8. Connectors

Battery Type	Connector Part No.	
	A	B
SBS 8	2205-8982	2205-8981
SBS 15	2205-9851	2205-9850
SBS 30, 40	2205-4090	2205-4215
SBS 60	2205-4090	2205-4260
SBS 110 - 300	2205-9887	2205-8865
SBS 390	2205-9759 x 2	N/A

Battery Type	Connector Part No.	
	A	B
SBS J13, J16	2205-9851	2205-9850
SBS J30, J40	2205-4090	2205-4260
SBS J70	2205-4090	2205-4420
SBS B8, B10	2205-8919	N/A
SBS B8F, B10F	2205-8891	N/A



EnerSys World Headquarters
 2366 Bernville Road,
 Reading, PA 19605,
 USA
 Tel: +1-610-208-1991
 +1-800-538-3627

EnerSys Europe
 EH Europe GmbH
 Baarerstrasse 18, 6300 Zug,
 Switzerland

EnerSys Asia
 152 Beach Road,
 Gateway East Building
 #11-08, Singapore
 189721
 Tel: +65 6416 4800

Contact: